




Project: \_\_\_\_\_ Type: \_\_\_\_\_

- Compact size 9" x 1.25" x 0.875" hidden light source, tamper resistant seat mounted LED lighting system.
- Individually replaceable LED PCBs easily snap into Titanium modules for easy and economical maintenance.
- 48" super-flex conduit standard for wireway connection.
- Use with Tivoli's patented two-tone bullnose stair nosing and wireway with reflective edge to step delineation to maximize voltage drop.
- Tamper-resistant, seat-mounted, LED lighting system in a semi-rigid polycarbonate tube.
- Compact (0.281" x 0.312"), optically clear polycarbonate extruded tube and tamper-resistant fixture are pre-manufactured in standard 3", 4.5", 6.5", 9" and 11" lengths with 84" lead wire/dead end end preps (18AWG).

Dimensions



## Ordering Guide

PRODUCT CODE	LENGTH	LED COLOR	POWER FEED	VOLTAGE
<b>VLTP</b>				<b>12</b>
VLTP = Versiline™ Seat Light	<b>03</b> = 3" <b>04</b> = 4.5" <b>06</b> = 6.5" <b>09</b> = 9" <b>11</b> = 11" <b>CL</b> = Custom Length (specify length with order)	<b>27</b> = 2700K <b>30</b> = 3000K <b>40</b> = 4000K <b>62</b> = 6250K <b>A</b> = Amber <b>R</b> = Red <b>B</b> = Blue	<b>L</b> = Left <b>R</b> = Right	12 = 12V DC

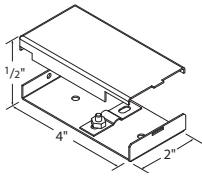
Note: Indicate feed side at time of order (Left or Right).

## Specification

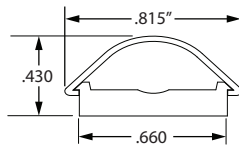
Tube Length	3"	4.5"	6.5"	9"	11"
*Lumens/fixture	13.2	26.4	38.5	50.6	63.25
*Watts/fixture	.24	.48	.70	.92	1.15
LEDs/fixture	3	6	9	12	15

Electrical (based on 2700K sample)	
Lumens/watt	55
CRI	82
Kelvin Temp	2700K, 3000K, 4000K, 6200K, Amber, Red, Blue
Max Watts/Feed	55W
Dimming	Yes
Beam Angle	120°
Operating Voltage	12V DC
Certification and Testing	
Certification	cETLus
Environment	Damp Location
Power Supply	Class 2
Rated Life	40,000 hrs.
Warranty	3 years

## Mounting Accessories



**JBOX-LP**  
Junction box, low profile




**BS-CC-8**  
Wall wireway, 8' Black Base & Conduit Cover




**FLXCNDT-3/8**  
3/8" Flex Conduit, Black sold per ft.

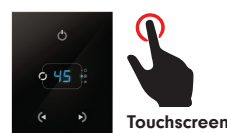
## In-Wall Controls



**TVOQ-1-WH**  
White



**TVOQ-10-XX-7**  
**XX = BK (Black), WH (White)**



**TVOQ-2-BK**  
Black

Power Supplies

**ADUL - NON DIMMING**

DESCRIPTION	CAT NO	APPLICATION	PRIMARY VOLTAGE	SECONDARY VOLTAGE	CIRCUIT BREAKERS	MAX LOAD	CIRCUIT CAPACITY
ADUL Series Class 2 Transformer	ADUL-80-1-5-12-D	Indoor / Damp	100-277V AC 50/60 HZ	12V DC	1	60W	5A
	ADUL-150-2-5-12-D				2	2x60W	2x5A
	ADUL-240-3-5-12-D				3	3x60W	3x5A
	ADUL-320-4-5-12-D				4	4x60W	4x5A

**ADUL - 0-10V DIMMING**

DESCRIPTION	CAT NO	APPLICATION	PRIMARY VOLTAGE	SECONDARY VOLTAGE	CIRCUIT BREAKERS	MAX LOAD	CIRCUIT CAPACITY
ADUL Series Class 2 Transformer	ADUL-80-1-5-12-DOT	Indoor / Damp	100-277V AC 50/60 HZ	12V DC	1	60W	5A
	ADUL-150-2-5-12-DOT				2	2x60W	2x5A
	ADUL-240-3-5-12-DOT				3	3x60W	3x5A
	ADUL-320-4-5-12-DOT				4	4x60W	4x5A

**ADUL - DMX SINGLE ADDRESS**

DESCRIPTION	CAT NO	APPLICATION	PRIMARY VOLTAGE	SECONDARY VOLTAGE	CIRCUIT BREAKERS	MAX LOAD	CIRCUIT CAPACITY
ADUL Series Class 2 Transformer	ADUL-80-1-5-12-DIN	Indoor / Damp	100-277V AC 50/60 HZ	12V DC	1	60W	5A
	ADUL-150-2-5-12-DIN				2	2x60W	2x5A
	ADUL-240-3-5-12-DIN				3	3x60W	3x5A

**ADUL - DMX MULTI ADDRESS**

DESCRIPTION	CAT NO	APPLICATION	PRIMARY VOLTAGE	SECONDARY VOLTAGE	CIRCUIT BREAKERS	MAX LOAD	CIRCUIT CAPACITY
ADUL Series Class 2 Transformer	ADUL-150-2-5-12-DIN-2	Indoor / Damp	100-277V AC 50/60 HZ	12V DC	2	2x60W	2x5A
	ADUL-240-3-5-12-DIN-3				3	3x60W	3x5A
	ADUL-320-4-5-12-DIN-4				4	4x60W	4x5A

**INFINITY - MLV / ELV / 0-10V / TRIAC**

DESCRIPTION	CAT NO	APPLICATION	PRIMARY VOLTAGE	SECONDARY VOLTAGE	CIRCUIT BREAKERS	MAX LOAD	MIN LOAD	CIRCUIT CAPACITY
Infinity Series Class 2 Transformer	INF-J-30-1-2.5-12	Indoor / Outdoor	100 - 277V AC	12V DC	1	30W	3W	2.5A
	INF-J-60-1-5-12				1	60W	6W	5A
	INF-J-180-3-5-12				3	3x60W	3x6W	3x5A
	INF-J-300-5-5-12				5	5x60W	5x6W	5x5A

Dimmers

**DIMMING - 0-10V**

DESCRIPTION	CAT NO	APPLICATION	INPUT VOLTAGE	OUTPUT VOLTAGE	MAX LOAD
0-10V Dimmer	DIM-LD-010	Indoor	12V/24V DC	12V/24V DC	30 mA max. output (sink only)

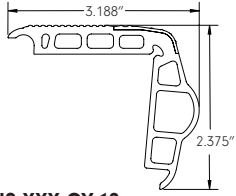
**DIMMING - MLV**

DESCRIPTION	CAT NO	APPLICATION	INPUT VOLTAGE	OUTPUT VOLTAGE	MAX LOAD
MLV Dimmer	N-600	Indoor	120V AC	120V AC	450W
	N-1000				800W
	N-1500				1200W
	D-600				450W
	M-600				450W
	M-1000				800W

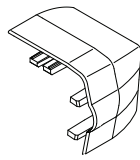
**DIMMING - ELV**

DESCRIPTION	CAT NO	APPLICATION	INPUT VOLTAGE	OUTPUT VOLTAGE	MAX LOAD
ELV Dimmer	ME-600	Indoor	120V AC	120V AC	450W
	DE-300				300W

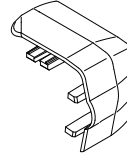
TwoTone Bullnose & Accessories



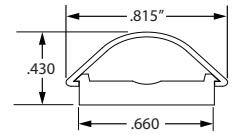
**BNS-XXX-GY-12**  
**XXX = TT** (black/gray), **TT2** (black/2"gray), **SC** (solid gray)  
 TwoTone Bullnose, 12' length



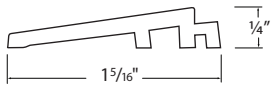
**BNS-TT-EC-X**  
**X = L** (left side), **R** (right side)  
 Bullnose Overlap End Caps, black



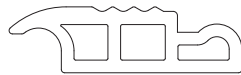
**BNS-CC-TT-EC-X**  
**X = L** (left side), **R** (right side)  
 Bullnose Carpet to Carpet End Caps, black



**BS-CC-8**  
 Wall Wireway, 8' black base & conduit cover



**BNS-TT-R-12**  
 Step Reducer, 12' section



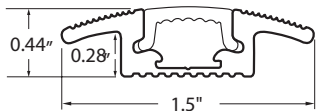
**STP-EXTNDR-12**  
 Bullnose Step Landing Tread Extender, 12'



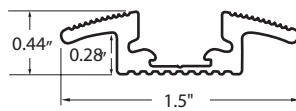
**ADH-MB-75AM-XX**  
**XX = 10** (10.1 oz tubes, 30 per case.), **29** (29 oz tubes 12 per case)



**ADH-IA-10.2-CA**  
 End cap clear liquid adhesive, 10.2 oz tubes sold individually, 12 per case



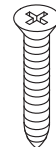
**WW-XX-XX-8**  
**XX = CC** (Carpet to Carpet base ), **CW** (Carpet to Wall base)  
**XX = BK** (black lense), **GY** (gray lense)  
 Base and Cover Combo, 8' length



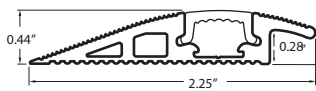
**WW-XX-BS-8**  
**XX = CC** (Carpet to Carpet), **CW** (Carpet to Wall)  
 Base Only, black, 8' length




**WW-TC-XX-8**  
**XX = CL** (clear) **BK** (black), **BZ** (bronze), **GY** (gray)  
 Top Cover Wire Way lens, 8' length



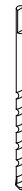
**TM-3/16**  
 Concrete Screw 3/16" x 1 3/4"



**WW-CE-XX-8**  
**XX = BK** (black), **GY** (gray)  
 Carpet to Edge Base and Cover Combo, 8' length



**WW-CE-BS-8**  
 Base Only, Carpet To Edge, black, 8' length



**RONDB-5/32**  
 Concrete Drill Bit 5/32"